



OUTDOOR PORCELAIN

2024 Collection

OUTDOOR SPIRIT,
RESISTANCE AND VERSATILITY:
THESE ARE JUST A FEW OF THE FEATURES
OF 20 MM THICK PORCELAIN
STONEWARE.



PORCELAIN 2CM PAVER is ideal for public and private outdoor flooring and stands out for its exceptional technical performance.

A perfectly square and monocaliber porcelain stoneware slab with a 20 mm thickness that features surface finishes with high antislip performance (R11 A+B+C), with a wide range of special pieces that create visual continuity between indoor and outdoor spaces, making them perfect for swimming pools and wellness centres.



BENEFITS



HIGH RESISTANCE TO BREAKING LOADS AND STRESS



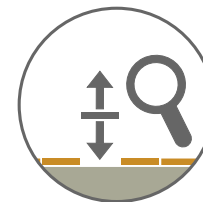
HIGH NON-SLIP PERFORMANCE: R11 A+B+C



EASY TO CLEAN



HIGH RESISTANCE TO FROST AND FIRE



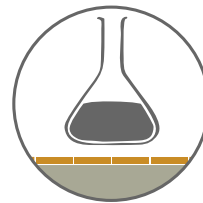
EASY TO INSTALL, REMOVE AND REPOSITION*



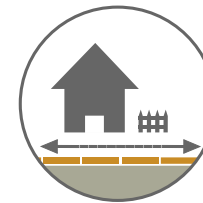
RESISTANCE TO THE WEATHERING ELEMENTS AND THERMAL SHOCK



RESISTANCE TO SALT AND INALTERABILITY OVER TIME



RESISTANT TO ACIDS



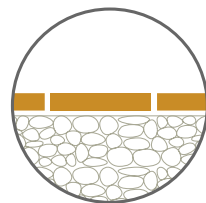
PERFECT CONTINUITY BETWEEN INDOOR AND OUTDOOR AREAS



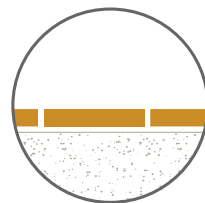
REUSABLE

□ IT DOES NOT REQUIRE A SPECIALIZED TILE LAYER (IN CASE OF DRY INSTALLATION) NEITHER THE USE OF GLUES AND GROUTS (IN CASE OF DRY OR RAISED INSTALLATION)

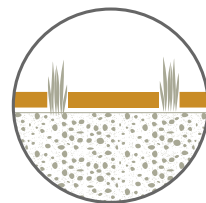
INSTALLATION SOLUTIONS



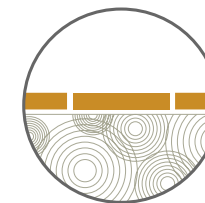
DRY INSTALLATION ON GRAVEL



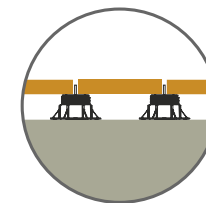
DRY INSTALLATION ON SAND



DRY INSTALLATION ON GRASS



TRADITIONAL INSTALLATION ON SCREEDS



RAISED INSTALLATION ON SUPPORTS



INTENDED USES

PORCELAIN 2CM PAVER'S MAIN FEATURES MAKE IT THE IDEAL SOLUTION FOR ANY TYPE OF PUBLIC AND PRIVATE

OUTDOOR FLOORING. PORCELAIN 2CM PAVER REPRESENTS THE BEST SOLUTION FOR:

- WALKWAYS IN GARDENS OR ON BEACHES
- TERRACES AND BALCONIES

- PATIOS, COURTYARDS, SWIMMING POOL EDGES, AND WELLNESS CENTRES
- DRIVE-OVER PATHWAYS

COLORS


20"X40"

WHITE



20"x40"

SMOKEY



20"x40"

MOON



20"x40"

DESERT



20"x40"

DUST



20"x40"

DARK



20"x40"

SUNSET



20"x40"

ALPINE



20"x40"

SAND



20"x40"

SILVER



20"x40"

MARS



20"x40"

MINERAL



20"x40"

FOSSIL



20"x40"



MOON



WHITE



DUST

COLORS

MINI MODULAR PATTERN 3 SIZES

These sizes can be purchased individually, allowing for both patterned and single-size selections.


SANDSTONE RECTIFIED



18"x36"



24"x24"



12"x24"



Modular Pattern

ASH RECTIFIED



18"x36"



24"x24"




12"x24"



Modular Pattern

1 set includes:

- ① 18"x36"x3/4" (1pc)
- ② 24"x24"x3/4" (1pc)
- ③ 12"x24"x3/4" (1pc)





COLORS

MINI MODULAR PATTERN 3 SIZES

These sizes can be purchased individually, allowing for both patterned and single-size selections.

COAL RECTIFIED



18"x36"



24"x24"



12"x24"



Modular Pattern

METAL RECTIFIED



18"x36"



24"x24"




12"x24"



Modular Pattern

1 set includes:

- ① 18"x36"x3/4" (1pc)
- ② 24"x24"x3/4" (1pc)
- ③ 12"x24"x3/4" (1pc)





COLORS

MODULAR PATTERN 3 SIZES

1 set is 18 sq ft:

- ❶ 24"x36"x3/4" (2pcs) = 66.67%
- ❷ 24"x24"x3/4" (1pc) = 22.22%
- ❸ 12"x24"x3/4" (1pc) = 11.11%

Modular Pattern 3 Sizes Format



DARK GREY



12"x24"



24"x24"



24"x36"



Modular Pattern

LIGHT GREY



12"x24"



24"x24"



24"x36"



Modular Pattern

COLORS

MODULAR PATTERN 3 SIZES

1 set is 18 sq ft:

- ① 24"x36"x3/4" (2pcs) = 66.67%
- ② 24"x24"x3/4" (1pc) = 22.22%
- ③ 12"x24"x3/4" (1pc) = 11.11%

Modular Pattern 3 Sizes Format



HONEY



12"x24"



24"x24"



24"x36"



Modular Pattern



CARAMEL



12"x24"



24"x24"



24"x36"



Modular Pattern



COLORS

MODULAR PATTERN 3 SIZES

1 set is 18 sq ft:

- ① 24"x36"x3/4" (2pcs) = 66.67%
- ② 24"x24"x3/4" (1pc) = 22.22%
- ③ 12"x24"x3/4" (1pc) = 11.11%

Modular Pattern 3 Sizes Format



MILK




12"x24"



24"x36"



24"x24"



Modular Pattern

STORM



12"x24"



24"x36"



24"x24"



Modular Pattern



COLORS

MODULAR PATTERN 3 SIZES

1 set is 18 sq ft:

- ❶ 24"x36"x3/4" (2pcs) = 66.67%
- ❷ 24"x24"x3/4" (1pc) = 22.22%
- ❸ 12"x24"x3/4" (1pc) = 11.11%

Modular Pattern 3 Sizes Format



BLUESTONE



12"x24"



24"x24"



24"x36"



Modular Pattern

URBAN WHITE



12"x24"



24"x24"



24"x36"



Modular Pattern



LIGHT GREY



HONEY MODULAR PATTERN


COLORS 24"X24"

LIGHT GREY



24"x24"

DARK GREY



24"x24"

BLUESTONE




24"x24"

TAUPE



24"x24"

INOX



24"x24"

METAL



24"x24"

SANDSTONE



24"x24"

SOFT CREAM



24"x24"

PIETRA GREY



24"x24"

RUSTIC GRIGIO



24"x24"

POCONO



24"x24"

FORGE



24"x24"

CARAMEL



24"x24"

HONEY



24"x24"

MILK



24"x24"

COLORS 24"X24"

STORM



24"x24"

NEST



24"x24"

BURNT



24"x24"

ROCKY



24"x24"

FLAKE



24"x24"

PHILLY GRAY



24"x24"

PHILLY TAUPE



24"x24"

PHILLY WHITE



24"x24"

PHILLY BEIGE IN STOCK IN ITALY



24"x24"

URBAN WHITE




24"x24"

KEYSTONE FOG



24"x24"

KEYSTONE PURE



24"x24"

BASALTO GREY



24"x24"

IN STOCK IN ITALY

BASALTO RED



24"x24"

IN STOCK IN ITALY

BASALTO BLACK



24"x24"

IN STOCK IN ITALY





COLORS CEMENT LOOK

32"X32"

ANTRACITE



Rectified 32"x32"

GRIGIO



Rectified 32"x32"

AVORIO



Rectified 32"x32"



INOX



SPACE DARK

IN STOCK IN ITALY



Rectified 32"x32"



AVORIO 32"X32"



INOX

COLORS

WOODTIME

ALPIN



16"x48"

NEW



8"x48"

NEW

CLAY



16"x48"

NEW



8"x48"

NEW

TIMBER



16"x48"

NEW



8"x48"

NEW



COLORS

24"X36"

LIGHT GREY




24"X36"

BLUESTONE



24"X36"

DARK GREY



24"X36"

URBAN WHITE



24"X36"

BASALTO GREY

IN STOCK IN ITALY



24"X36"

BASALTO RED

IN STOCK IN ITALY




24"X36"

BASALTO BLACK


IN STOCK IN ITALY



24"X36"



LIGHT GREY



URBAN WHITE

COLORS

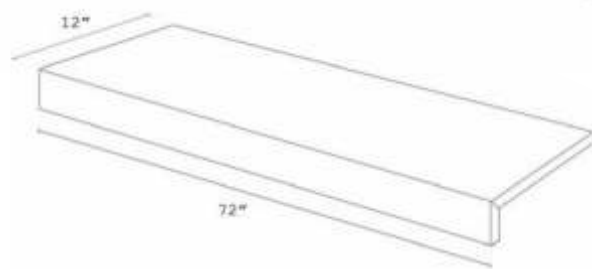
PORCELAIN COPINGS

Our porcelain copings can be custom-made in any color

DARK GREY




12"x72"x2"



LIGHT GREY



12"x72"x2"



HONEY



13"x24"x3/4"



MILK



13"x24"x3/4"





IN STOCK
DARK GREY



IN STOCK
LIGHT GREY



IN STOCK
LIGHT GREY



COLORS


24"X48"

LIGHT GREY




24"x48"

DARK GREY



24"x48"

SLATE



24"x48"

IN STOCK IN ITALY

TAUPE



24"x48"

IN STOCK IN ITALY

STORM



24"x48"

CARMEL



24"x48"

MILK



24"x48"

HONEY



24"x48"

ROMANTIC WHITE



24"x48"

ROMANTIC BEIGE



24"x48"

URBAN WHITE



24"x48"

BASALTO GREY



24"x48"

IN STOCK IN ITALY

BASALTO RED



24"x48"

IN STOCK IN ITALY

BASALTO BLACK



24"x48"

IN STOCK IN ITALY

NEST




24"x48"

BURNT



24"x48"

ROCKY



24"x48"

FLAKE



24"x48"

PHILLY TAUPE



24"x48"

PHILLY GREY



24"x48"

PHILLY WHITE



24"x48"

PHILLY BEIGE

IN STOCK IN ITALY



24"x48"

KEYSTONE PURE

IN STOCK IN ITALY



24"x48"



KEYSTONE FOG


IN STOCK IN ITALY



24"x48"



LUCE



24"x48"




CHESTNUT VEINCUT



24"x48"



PEARL VEINCUT



24"x48"



PLATINUM VEINCUT



24"x48"



ARIA



24"x48"







ROMANTIC WHITE

COLORS

24"X72" & 32"X72"

DARK GREY



24"x72"

LIGHT GREY



24"x72"

CHESTNUT VEINCUT

IN STOCK IN ITALY



NEW

32"x72"

PEARL VEINCUT

IN STOCK IN ITALY



NEW

32"x72"

PLATINUM VEINCUT

IN STOCK IN ITALY




NEW

32"x72"



PEARL VEINCUT



COLORS

48"X48"


ASPEN WHITE



48"x48"

IN STOCK

VOLCANO GREY



48"x48"

IN STOCK


ASPEN GREY



48"x48"

IN STOCK IN ITALY


ASPEN SMOKE



48"x48"

IN STOCK IN ITALY

KHROMA TALCO



48"x48"

KHROMA AVORIO



48"x48"

KHROMA KORDA



48"x48"

KHROMA FANGO



48"x48"

KEYSTONE FOSSIL



48"x48"

KEYSTONE PURE



48"x48"

KEYSTONE ROPE



48"x48"



KHROMA FANGO



ASPEN WHITE

COLORS

3CM PORCELAIN PAVERS

BLUESTONE DARK



16"x32" - **IN STOCK**,
24"x24"

BLUESTONE GREY



16"x32" - **IN STOCK**,
24"x24", 36"x36"

PIETRA BARGE



16"x32" - **IN STOCK**,
24"x24"

GRANITO DIORITE



16"x32"

GRANITO MONTORFANO




16"x16", 16"x32", 24"x24", 16"x48"

ZERMATT CHIARO



16"x32"

SLATE BLACK



16"x32", 24"x24"

SLATE GREY



16"x32", 24"x24"

PIETRA BASALTO




16"x32", 24"x24", 36"x36"

PIETRA ANTRAZYT



16"x32"

PIETRA GREY



16"x32"

ZERMATT SCURO



16"x32"

PIETRA OMBRA



16"x32", 24"x24"

PIETRA GRIGIONI



16"x32", 24"x24"

FORESTA SCURO




16"x32"

FORESTA CHIARO



16"x32"



BLUESTONE GREY

COLORS

5 CM ULTRA THICK PORCELAIN PAVERS

These sizes can be purchased individually, allowing for both patterned and single-size selections.

GOLDEN BUFF



NEW

4"x4" - with spacers , 4"x8" - with spacers , 8"x8" - with spacers
8"x16" - no spacers , 16"x24" - no spacers , 24"x24" - no spacers

MISTY BLUE



NEW

4"x4" - with spacers , 4"x8" - with spacers , 8"x8" - with spacers
8"x16" - no spacers , 16"x24" - no spacers , 24"x24" - no spacers

BASALTO



NEW

4"x4" - with spacers , 4"x8" - with spacers , 8"x8" - with spacers
8"x16" - no spacers , 16"x24" - no spacers , 24"x24" - no spacers



GOLDEN BUFF

SCARLET ROCK



NEW

4"x4" - with spacers , 4"x8" - with spacers , 8"x8" - with spacers
8"x16" - no spacers , 16"x24" - no spacers , 24"x24" - no spacers

STORMY ASH



NEW

4"x4" - with spacers , 4"x8" - with spacers , 8"x8" - with spacers
8"x16" - no spacers , 16"x24" - no spacers , 24"x24" - no spacers

AVAILABLE PATTERN OPTIONS

COLORS

MISTY BLUE



1 pc - 4"x4", 2 pcs - 4"x8", 1 pc 8"x8"

STORMY ASH



1 pc - 4"x4", 4 pcs - 4"x8"

BASALTO



1 pc - 4"x4", 2 pcs - 4"x8", 1 pc 8"x8"

SCARLET ROCK



2 pcs- 4"x4", 1 pc - 4"x8", 1 pc 8"x8"

GOLDEN BUFF



1 pc - 4"x4", 1 pc - 4"x8", 1 pc 8"x8"



SPACER



NO SPACER

COLORS

3-D WOOD LOOK PANELS 24"X48" 1 1/32" THICK

HONEY



24"x48"

NEW

HONEY BLACK



24"x48"

NEW

BLACK WALNUT



24"x48"

NEW

ECRU



24"x48"

NEW

ECRU BLACK



24"x48"

NEW





CLAY

3D PORCELAIN LEDGER

BEIGE



6"x8"x4"



6"x24"

TAUPE



6"x8"x4"



6"x24"

GREY



6"x8"x4"



6"x24"

DARK



6"x8"x4"



6"x24"

WHITE



6"x8"x4"



6"x24"

INSIDE CORNER



6"x8"x4"

SPECIAL ORDER



EQ PEDESTALS & ACCESSORY

IN-STOCK

100%
MADE IN ITALY

- QUICK WATER DRAINAGE
- BETTER THERMAL INSULATION



HEIGHT	EQ3	EQ4	EQ5	EQ6	EQ7
	1 1/8" - 1 3/4"	1 2/3" - 2 5/6"	2 3/4" - 5"	4 7/8" - 9 2/9"	7 1/4" - 13 5/9"



Power Key Ambientata T



EQ Key



EQ Lucky Shims



Red EQ Slope Adjuster

ADVANTAGES:

- EASY INSTALLATION
- EXCELLENT FOR HIDING AND EQUIPMENT
- ALWAYS A FLAT PAVING AND EASILY ACCESSIBLE
- EXCELLENT ABSORPTION OF STRUCTURAL MOVEMENT
- BETTER ACOUSTIC INSULATION
- HIGHLY RESISTANCE
- SIGNIFICANT LESS WEIGHT



WIND-UP LIFT SYSTEM



RAIL SYSTEM



SHOCK PROOF STICKER

ADJUSTABLE PEDESTALS & ACCESSORY

IN-STOCK


ADVANTAGES:

- EASY INSTALLATION
- EXCELLENT FOR HIDING AND EQUIPMENT
- ALWAYS A FLAT PAVING AND EASILY ACCESSIBLE
- EXCELLENT ABSORPTION OF STRUCTURAL MOVEMENT
- BETTER ACOUSTIC INSULATION
- HIGHLY RESISTANCE
- SIGNIFICANT LESS WEIGHT
- QUICK WATER DRAINAGE
- BETTER THERMAL INSULATION

PEDCORRECTOR -
Base slope corrector
(0%-5% slope adjustable)



	E3	E4	E5	E6	E6.5	E7
HEIGHT	1 1/8" - 1 5/8"	1 9/16" - 2 9/16"	2 3/8" - 4 1/8"	3 1/2" - 7"	7 1/2" - 11"	7" - 12 5/8"
BREAKING LOAD	1200 lbs	1500 lbs	2250 lbs	1450 lbs	1800 lbs	2400 lbs
COMPOSITION	1 base + 1 head (72 pcs/bx) 1 Spacer Tab (400 pcs/bx) 1 Shim (500 pcs/bx)	1 base + 1 head (54 pcs/bx) 1 Spacer Tab (400 pcs/bx) 1 Shim (500 pcs/bx)	1 base + 1 head (48 pcs/bx) 1 Spacer Tab (400 pcs/bx) 1 Shim (500 pcs/bx)	1 base + 1 head (40 pcs/bx) 1 Spacer Tab (400 pcs/bx) 1 Shim (500 pcs/bx)	1 base (48 pcs/bx) 1 head (36 pcs/bx) 1 Spacer Tab (400 pcs/bx) 1 Shim (500 pcs/bx)	1 base (48 pcs/bx) 1 extender (60 pcs/bx) 1 head (72 pcs/bx) 1 Spacer Tab (400 pcs/bx) 1 Shim (500 pcs/bx)





Steel Clips for top and botom

NEW



Wall side Perimeter Plastic Spacer

ADJUSTABLE HEIGHT:

We have a solution height from 1/8" to 50".

MATERIAL:

Polypropylene(PP), material thickness 4.5mm-6mm;
Composition 90% PP, 10% talc, UV and black masterbatch
100% recyclable

DIMENSIONS:

Head=diameter 5 7/8" - surface area 27.28 sq.inch
Base=diameter 7 7/8" - ground surface 48.83 sq.inch
Extender-extender diameter 4 3/4" - adjustable height

PERFORMANCE:

Resisting UV rays, weather, sea salt and almost all chemicals.
Temperature range: -40°F to +248°F (-40°C to +120°C).

APPLICATION:

Support for outdoor terraces with any kind of material: timber decking, stone, ceramic, composite material, metal, fiberglass grid ... Can be placed on any stable substrate, also over insulation panels.

SLOPE CORRECTOR FROM 0%-5% :

Slope correctors could compensate ground fall 0%-5%, making ideal levelling surface. It is assembled on the bottom of pedestals. Clients could choose to use it or not with different installing condition.

FIX COLLAR: Fix and lock height after adjustment, increase stability

SHIM: Anti-slip, reduce impact, absorb shock, compensate floor thickness difference.



Fireproof Steel Pedestal

NEW

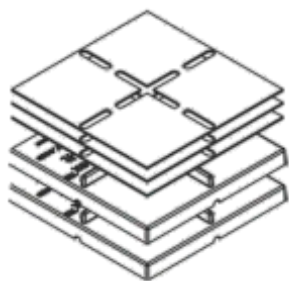


RISE-IT



APPLICATIONS:


- ROOFTOPS
- TERRACES & DECKS
- PATIOS
- BALCONIES, VERANDAS & PORCHES
- AROUND SWIMMING POOLS
- BETTER THERMAL INSULATION



Risers can be stacked 3 pcs high with an elevation of 1/2" increments. Up to 4 shims can be used in conjunction in 1/16" increments for optimal levelling.



Rise-it 1/2"



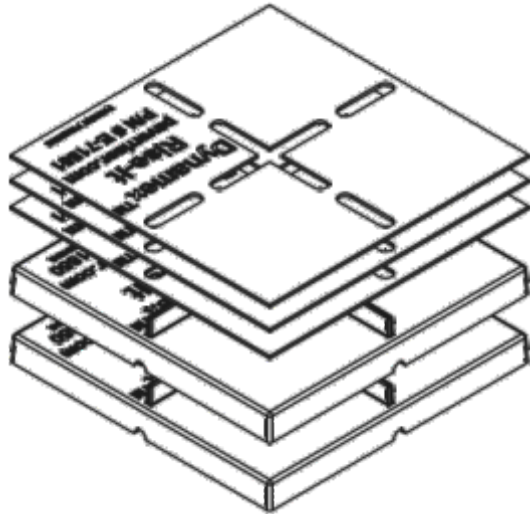

Rise-it Shim 1/16"



Rise-it 1/8"

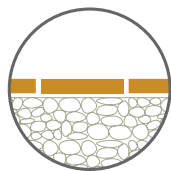


Rise-it Flat Top





DRY INSTALLATION ON GRAVEL



THIS TYPE OF INSTALLATION IS RECOMMENDED FOR WALKABLE FLOORS.

PORCELAIN 2CM PAVER IS INSTALLED ON THE SUBSTRATE WITHOUT USING ADHESIVES OR FILLERS, THEREBY

CREATING WALKWAYS THAT CAN BE WALKED ON IMMEDIATELY. INTEGRATED AND ENVIRONMENTALLY-FRIENDLY.

INSTALLATION ON GRAVEL HAS THE ADVANTAGE OF ALLOWING THE DRAINAGE OF RAINWATER.

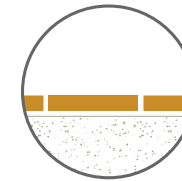
INSTALLATION INSTRUCTIONS

- ∞ LEVEL THE GRAVEL
- ∞ POSITION THE TILE
- ∞ USE CROSS SPACERS





INSTALLATION ON SAND IS PARTICULARLY SUITABLE FOR BEACHES AND LIDOS (ESPECIALLY IN LIGHT COLOURS).



DRY INSTALLATION ON SAND



INSTALLATION INSTRUCTIONS

- ∞ LEVEL THE GRAVEL
- ∞ POSITION THE TILE
- ∞ USE CROSS SPACERS





DRY INSTALLATION ON GRASS

INSTALLATION INSTRUCTIONS


- ∞ LAY THE TILES BY SPACING THEM DEPENDING ON THE DESIRED AESTHETIC EFFECT AND REMOVE THE GRASSY SURFACE
- ∞ SPILL THE GRAVEL AND SAND STABILISER TO IMPROVE THE TIGHTNESS OF THE SUBSTRATE
- ∞ POSITION THE TILE







TRADITIONAL INSTALLATION ON SCREEDS *



THE EXTRAORDINARY
RESISTANCE OF THIS 20
MM FINE PORCELAIN

STONEWARE MEANS
PORCELAIN 2CM
PAVER, LAID WITH

THE TRADITIONAL
TECHNIQUE ON
SCREEDS, IS THE IDEAL

SOLUTION ALSO FOR
PAVING DRIVEWAYS.



PLEASE CHECK THE SUPPORT CAPACITY AND QUALITY OF THE LAYING SURFACE BEFORE INSTALLING THE TILES. LASTLY, A MINIMUM SLOPE IS ADVISED OF 1.5%.

INSTALLATION INSTRUCTIONS

- ∞ SPREAD THE ADHESIVE EVENLY USING THE DOUBLE COATING TECHNIQUE (BOTH ON THE SUBSTRATE AND ON THE BACK OF THE TILE)
- ∞ POSITION THE TILE
- ∞ USE CROSS SPACERS (5 MM JOINTS)
- ∞ GROUT THE FLOOR
- ∞ CLEAN THE SURFACE THOROUGHLY



THIS TYPE OF INSTALLATION REQUIRES OPTIMAL COPLANARITY OF THE SCREED, DOUBLE LAYER OF ADHESIVE, AND 5 MM JOINTS BETWEEN THE SLABS.

CUSTOM FABRICATION IN TWO WEEKS IN NEW JERSEY

CUSTOM COPINGS & DRAINS



Single Bullnose Coping Project



Double Bullnose Coping Project



Mitered steps and custom drains







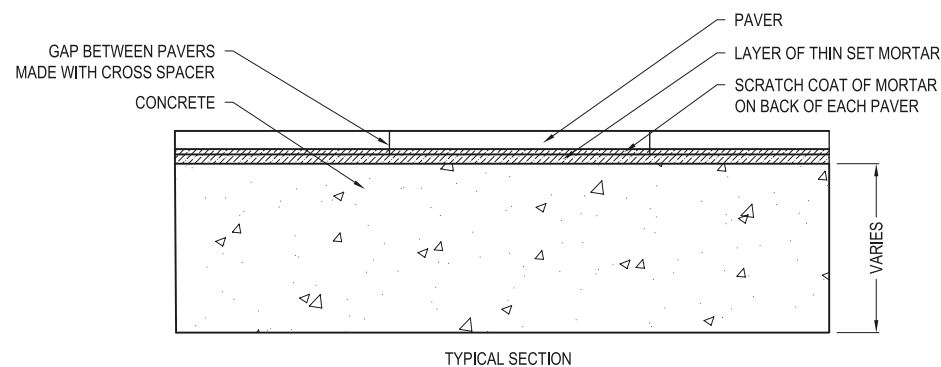
IN STOCK
LIGHT GREY

FOR DESIGNERS AND ARCHITECTS

Do Not Miss Your Chance to Get Specified

CADdetails empowers you with high-quality design files presented in an elegant design library. We let you save time and stop losing sales. We streamline the process of architects and designers accessing your products design files and getting specified into projects. Don't be edged out of construction projects because you do not have the right design files in front of the right professionals at the right time. Book a call with us today.

- SELECT DESIRED STONE SIZE (3/4" THICK):
- 8" X 48" 16" X 48" 24" X 36" 24" X 48" 40" X 40" 48" X 48"
- 20" X 40" 24" X 24" 24" X 72" 32" X 32" 16" X 32"* * ONLY AVAILABLE IN 1 1/4" THICK
- SELECT DESIRED PATTERN:
- 3 SIZE MODULAR 4 SIZE MODULAR



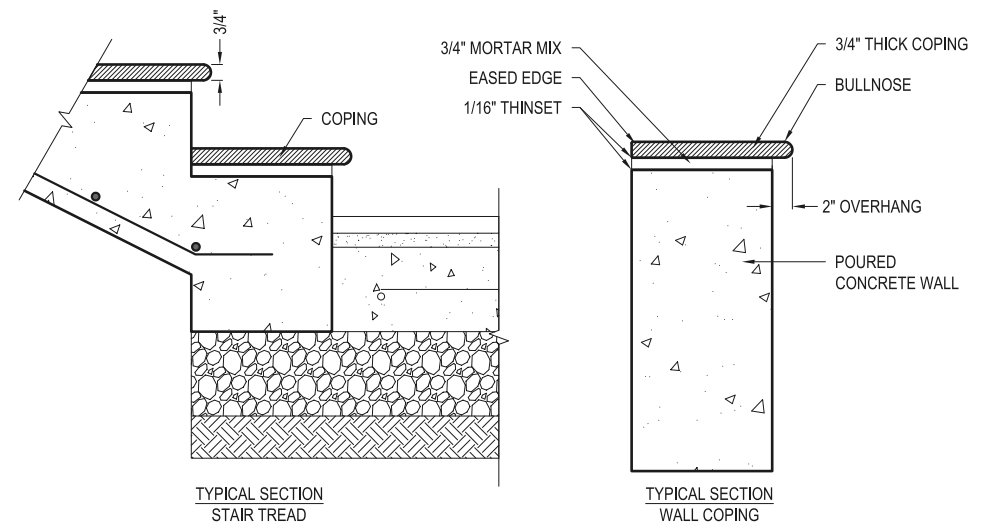
MANUFACTURER'S NOTES:

- PLEASE SEE MANUFACTURER'S WEBSITE FOR FULL SELECTION OF PORCELAIN PAVER COLOR OPTIONS
- 1 SET OF "3 SIZE MODULAR PATTERN" INCLUDES: 1 - 12" X 24" X 3/4", 1 - 24" X 24" X 3/4", 2 - 24" X 36" X 3/4"
- 1 SET OF "4 SIZE MODULAR PATTERN" INCLUDES: 3 - 12" X 24" X 3/4", 3 - 18" X 18" X 3/4", 2 - 18" X 36" X 3/4", 2 - 24" X 24" X 3/4"

NOTES:

- DO NOT SCALE DRAWING.
- THIS DRAWING IS INTENDED FOR USE BY ARCHITECTS, ENGINEERS, CONTRACTORS, CONSULTANTS AND DESIGN PROFESSIONALS FOR PLANNING PURPOSES ONLY. THIS DRAWING MAY NOT BE USED FOR CONSTRUCTION.
- CONTRACTOR'S NOTE: FOR PRODUCT AND COMPANY INFORMATION VISIT www.CADdetails.com/info AND ENTER REFERENCE NUMBER 0000-002.

- SELECT DESIRED COLOR:
- HONEY MILK CUSTOM FABRICATION



SPECIFICATIONS:

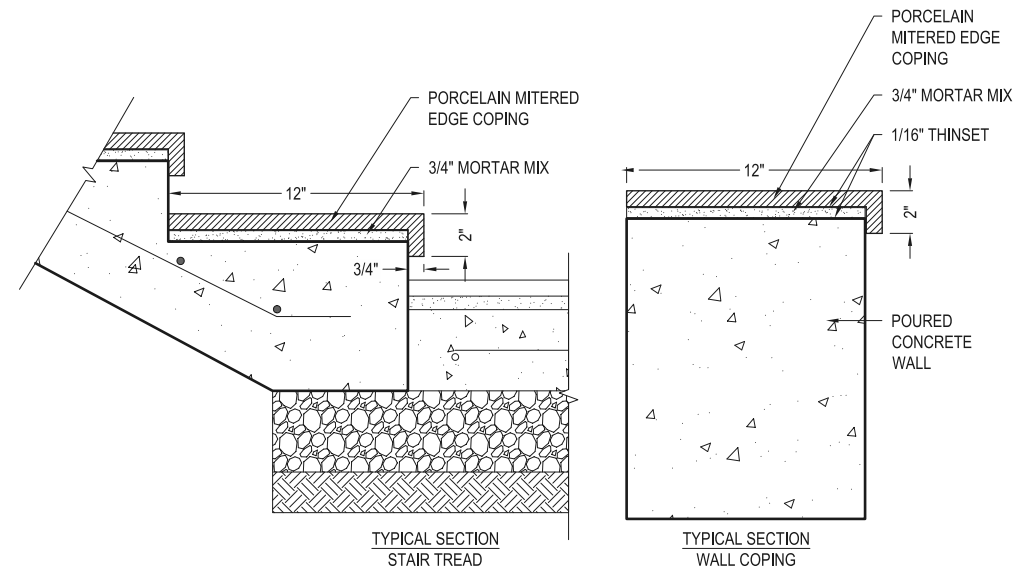
MATERIAL: PORCELAIN
 STONE SIZE: 13" X 24" X 3/4" (ONE LONG SIDE BULLNOSE AND THE OTHER EASE EDGE)
 SURFACE: ANTI-SLIP (R11)

NOTES:

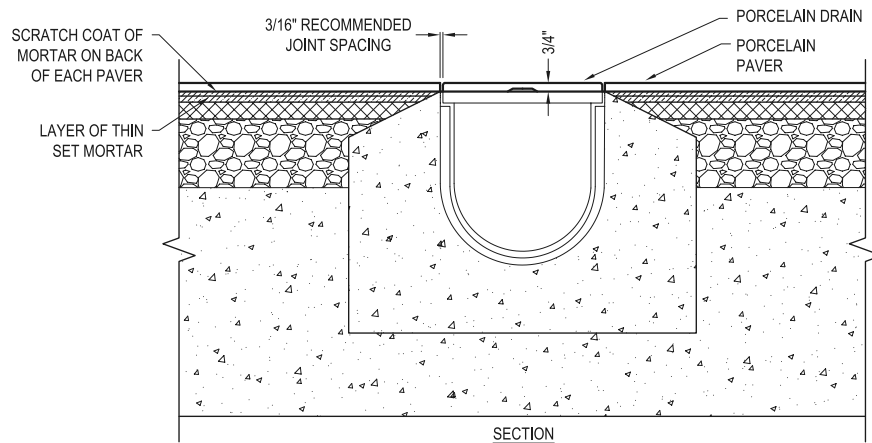
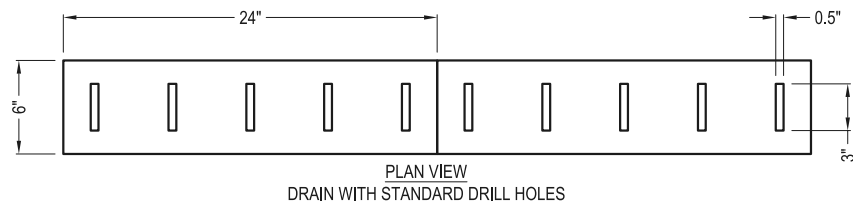
- DO NOT SCALE DRAWING.
- THIS DRAWING IS INTENDED FOR USE BY ARCHITECTS, ENGINEERS, CONTRACTORS, CONSULTANTS AND DESIGN PROFESSIONALS FOR PLANNING PURPOSES ONLY. THIS DRAWING MAY NOT BE USED FOR CONSTRUCTION.
- CONTRACTOR'S NOTE: FOR PRODUCT AND COMPANY INFORMATION VISIT www.CADdetails.com/info AND ENTER REFERENCE NUMBER 0000-006.



- SELECT DESIRED COLOR:
 DARK GREY LIGHT GREY CUSTOM FABRICATION



- SELECT DESIRED DRILL HOLE OPTION:
 STANDARD (SHOWN) CUSTOM ORDER: _____



SPECIFICATIONS:
MATERIAL: PORCELAIN
STONE SIZE (MITERED EDGE): 12" X 72" X 3/4" (WITH 2" DROP)
SURFACE: ANTI-SLIP (R11)
MANUFACTURER'S NOTES:
1. ALL SIZES LISTED ARE NOMINAL

- NOTES:
1. DO NOT SCALE DRAWING.
2. THIS DRAWING IS INTENDED FOR USE BY ARCHITECTS, ENGINEERS, CONTRACTORS, CONSULTANTS AND DESIGN PROFESSIONALS FOR PLANNING PURPOSES ONLY. THIS DRAWING MAY NOT BE USED FOR CONSTRUCTION.
3. CONTRACTOR'S NOTE: FOR PRODUCT AND COMPANY INFORMATION VISIT www.CADdetails.com/info AND ENTER REFERENCE NUMBER 5549-001.

MANUFACTURER'S NOTES:
1. ALL SIZES LISTED ARE NOMINAL

- NOTES:
1. DO NOT SCALE DRAWING.
2. THIS DRAWING IS INTENDED FOR USE BY ARCHITECTS, ENGINEERS, CONTRACTORS, CONSULTANTS AND DESIGN PROFESSIONALS FOR PLANNING PURPOSES ONLY. THIS DRAWING MAY NOT BE USED FOR CONSTRUCTION.
3. CONTRACTOR'S NOTE: FOR PRODUCT AND COMPANY INFORMATION VISIT www.CADdetails.com/info AND ENTER REFERENCE NUMBER 5549-011.



TO DATE, THERE ARE NO STANDARDS RELATING TO RAISED OUTDOOR FLOORING. THE ONLY STANDARD THAT CAN ACT AS A REFERENCE IS UNI EN 12825, WHICH SPECIFIES THE FEATURES AND PERFORMANCE REQUIREMENTS OF RAISED FLOORINGS MAINLY INTENDED TO BE USED INSIDE BUILDINGS. PORCELAIN 2CM PAVER MEETS THE REQUIREMENTS OF THIS STANDARD (LISTED IN THE FOLLOWING TABLE). WITH REGARD TO THE “DYNAMIC LOAD - SHOCK-PROOF TEST AGAINST HARD BODIES”, WE RECOMMEND CHOOSING THE MATERIAL ACCORDING TO THE INTENDED USE AND USING STRUCTURES THAT ARE MAXIMUM 100 MM HIGH.

FINE PORCELAIN STONEWARE

	Technical features	Reference standard or testing method	Value required according to standards	Assessed value
Dimensions and quality of the surface	Length and width (acceptable deviation (%) of the average size of each tile from the manufactured W size)	UNI EN ISO 10545-2	± 0,6 % (± 2,0 mm)	Compliant
	Thickness		± 5 % (± 0,5 mm)	
	Straightness of the edges		± 0,5 % (± 1,5 mm)	Compliant
	Orthogonality		± 0,5 % (± 2,0 mm)	Compliant
	Planarity		± 0,5 % (± 2,0 mm)	
	Surface quality		Minimum 95% of the tested tiles must be free from visible defects	Compliant
Physical properties	Mass of water absorbed	UNI EN ISO 10545-3	Eb ≤ 0,5 %	≤ 0,1 %
	Breaking strength (S) – Flexural resistance (R)	UNI EN ISO 10545-4	S > 1300 N R > 35 N/mm ²	> 10000 N > 45 N/mm ²
	Resistance to frost	UNI EN ISO 10545-12	Request	Compliant
	Deep abrasion resistance	UNI EN ISO 10545-6	≤ 175 mm ³	Compliant
	Resistance to thermal shocks	UNI EN ISO 10545-9	Available test method	Compliant
		UNI EN ISO 10545-8	Available test method	Compliant
	Coefficient of linear thermal dilation	UNI EN ISO 10545-8	Available test method	Compliant
Chemical properties	Resistance to chemical products	UNI EN ISO 10545-13	They must not show relevant signs of chemical attacks	Compliant
	Stain resistance	UNI EN ISO 10545-14	Minimum class 3	Compliant
Safety	Coefficient of kinetic friction	ANSI A 137.1 - DCOF	Wet > 0,42	> 0,42
	Classification <input type="checkbox"/> non-slip	B.C.R.A.	D.M. μ>0,4	>0,4
		DIN 51130	Depending on the workplace or work area	R11
		DIN 51097	Depending on the wet areas subject to barefoot traffic	A+B+C

The international reference standards: ISO - EN: The values of the main technical characteristics measured on our products, compared with international standards, are clearly shown and reproduced on our contractual documents (catalogs, price lists, etc.). The values given in this document are common to groups of articles or series of our tiles and therefore are to be used as a guide for a first orientation in choosing the product. If required, the specific values for a given product of a determined supply can be provided depending on its intended use, when formally brought to our attention by notice in writing.

Characteristics and Test methods	Requirements EN 14411 ⁽¹⁾ – G / ISO 13006 ⁽²⁾ - G	Our general values
Determination of water absorption (ISO 10545-3)	Average value E _b ≤ 0,5 % / Individual maximum ≤ 0,6%	≤ 0,03 % Average value and individual maximum
Classification	Definition § 3.2 and § 3.7	BI _a – Porcelain tiles
20 mm Physical properties		Physical properties
Modulus of rupture (ISO 10545-4)	Average ± 35 N/mm ²	≥ 50 N/mm ²
Breaking strength - (ISO 10545-4)	Average ± 1300 N for thickness ≥ 7,5 mm Average ± 700 N for thickness < 7,5 mm	Complies
Flexion resistance and breaking load - (EN 1339-F) P- Averag Breaking Strength T - Average of modulus of rupture	Classes according to EN 1339 - § 5 (3)	≥ U11 (for square slabs) ≥ 12.000 N (for square slabs) ≥ 50 N/mm ²
Compressive strength (cubic sample 2 cm side)	NA	≥ 200 N/mm ²
Mohs hardness scale (ex EN 101 / BS 6431-13)	NA	≥ 8
Resistance to surface abrasion - (ISO 10545-7)	Abrasion class and cycles passed	Class 0 – 5
Resistance to deep abrasion (ISO 10545 - 6)	Max volume abraded < 175 / mm ³	< 130 / mm ³
Raccomanded use	Novabell criterion	Class 5 (see Annex N - ISO 13006 / EN 14411)
Color resistance to UV light (DIN 51094)	---	Resistant
Coefficient of linear thermal expansion (ISO 10545-8)	Declared value ⁽¹⁾ / Test method available ⁽²⁾	< 7,1 x 10 ⁻⁶ °C ⁻¹
Thermal shock resistance (ISO 10545-9)	Pass according to EN ISO 10545-1 ⁽¹⁾ / Test method available ⁽²⁾	Complies
Crazing resistance (ISO 10545-11)	Pass according to EN ISO 10545-1 ⁽¹⁾ / Required ⁽²⁾	Complies
Frost resistance (ISO 10545-12)	Pass according to EN ISO 10545-1 ⁽¹⁾ / Required ⁽²⁾	Complies
Moisture expansion (ISO 10545-10)	Declared value ⁽¹⁾ / Test method available ⁽²⁾	≤ 0,1 mm/m
Small colour differences (ISO 10545-16)	D E _{cmc} da < 0,75 a < 1,0 (1)	If agreed
Impact resistance - (ISO 10545-5)	Declared value ⁽¹⁾ / Test method available ⁽²⁾	COR > 0,75
Reaction to fire	Class A1 or A1 _{FL} ⁽¹⁾	A1 _{FL} Classified Without Testing (CWT) – 96/603 EC

20 mm Dimensions and surface quality	Dimensions and surface quality
Dimensions - (ISO 10545-2)	See ANNEX G Complies
Surface quality - (ISO 10545-2 § 7)	A minimum of 95% of the tiles shall be free from visible defects that would impair the appearance of a major area of tiles Complies

(1) Requirements according to EN 14411 (2) Requirements according to ISO 13006 (3) This classification is not an indication of the intended use of NF 187 for concrete slabs

Test methods	Requirements and references	Our general values
DIN 51130	BGR / ASR From R9 to R13	R 11
DIN 51097	GUV-I 8527 A – B – C	A + B + C
BCR - ex BCRA	DM n. 236 / 1989 m > 0,40	m > 0,4
DCOF Resistance (ANSI A 137.1 Section 9.6)	≥ 0,42 ⁽¹⁾	DCOF ≥ 0,42
BS 7679 Pendulum Tester		Wet ≥ 50 Dry ≥ 55

OUTDOOR PORCELAIN PAVER CLEANING GUIDE

AFTER SETTING CLEANING

For the after setting cleaning of a recently installed surface we suggest to use the proper cleaning product according to the type of grout used for the tile joints:

GROUT TYPE	SUGGESTED FABER PRODUCT
Cementitious Grout Residues	CEMENT REMOVER
Epoxy Grout Residues	EPOXY CLEANER

DAILY CLEANING & PERIODIC MAINTENANCE





Specific products for daily cleaning of porcelain ceramic tiles contribute to the beauty and maintenance over the time. Use these solutions with brush, rag or mop. No rinse required.

Daily Cleaning	FLOOR CLEANER
Periodic Maintenance	TILE CLEANER diluted 1:9

EXTRAORDINARY CLEANING AND STAIN REMOVAL

To remove dirt or particular stains from the surface, we suggest the use of a specific detergent if the dirt spreads over the entire surface, while to remove a specific stain or localized residues, proceed with the stain remover.

STAIN / DIRT TYPE	SUGGESTED FABER PRODUCT
Coal	 CEMENT REMOVER
Concrete	
Carbonate efflorescence	
Cement mortar	
Rust	
Colored grout	
Wall paint	

STAIN / DIRT TYPE	SUGGESTED FABER PRODUCT
Plaster	 TILE CLEANER
Superficial patina and detergent residues	
Marks and metallic residues	
Stubborn dirt	
Footprint and haloes	
Coffe	 COLOURED STAIN REMOVER
Wine	
Nicotine	
Marker Pen / Permanent Inks	
Hair Dye	
Ice Cream	 DEEP DEGREASER
Linseed oil	
Animalal or vegetable grease	
Mustard / Mayonese / Ketchup	
Silicone / metallic oils	
Tyre Marks	
Rubber Mark	
Candle Wax	
Protective Wax	
Bituminous Residues	 EPOXY CLEANER
Resin	
Glazes	
Graffiti	
Permanent Inks	
Mastics	
Syntetic Grouts	
Silicon	

USE MANUAL: INSTALLATION MAINTENANCE AND CLEANING

INSTALLATION

Installation of the material. Before installation it is important to carefully check the hue, size and choice of material, because claims are not accepted against installed materials whose defects were visible before laying. It is recommended that materials are ordered with an excess of 10 to 15% relative to the surface to be tiled, in order to effect repairs or to perfectly match the hue of one tile to the one laid previously. During installation we advise you to draw the material from several boxes, especially if it comes from a range with a degree of colour shading and chromatic variation higher than V = 2 (refer to the General and collection catalogues). For veined products, such natural stones, it is recommended to arrange the grain of the slabs so as to obtain the best aesthetic and chromatic effect.

The installation can be effected either using cement dust or glue, with the use of specific high-performance adhesives for porcelain stoneware. It is advisable to use glue as it offers more guaranteed grip, especially with large formats. At the time of application, the substrate must be flat, stable, dry and mature, not frozen and not excessively hot, and it is necessary to follow the instructions of the manufacturers of materials for substrates and the specific adhesives used. Cementitious adhesives must be applied at room temperature, and generally between +5 °C and +30/35 °C. It is understood that also for installation it is recommended to follow the technical times indicated by the manufacturers of the adhesives used. The most suitable adhesives for laying of porcelain tiles can be identified based on the European Standard EN 12004 currently in force. Especially for lapped / polished products (but ideally for all other products), do not mark the material on its usable surface during installation with pencils (graphite) or permanent markers.

The use of double spreading is recommended for tiles with a side longer than 60cm in order to have a compact layer of adhesive as required by installation regulation UNI 11493.

JOINTS AND GROUTING

The joint width can vary according to the size of the tiles and the desired use of the flooring. The use of a single joint is not recommended; installation is recommended with a joint of at least 2mm for for rectified products and 3 mm for unrectified materials or for materials for outdoor installation (this type of installation enables greater grip of the grout on the sides of the tiles, a greater absorption and compensation for any possible movements of the substrate). The regular use expansion joints is advised in large environments; instead it is sufficient to leave a slight gap between the material and the perimeter walls in the smallest environments. Skirtings will then cover the gap, giving a finished appearance. Always refer to the advice / suggestions of the designer or site manager.

In the case of "running bond" installation of the products in rectangular formats, we recommend staggering the longest side by a maximum of 10-15cm along the length of the adjacent piece. For large formats (as also provided for by UNI 11493) we advise use of the double spreading technique: the glue must be applied to both the back of the tile and on the wall / floor, thus ensuring the absence of gaps between ceramic and support. During the installation of the products it is appropriate to cover the floor with sheets fabric or paper/cardboard, in order to prevent any residual materials scratching the surface of the paving.

For greater aesthetic value, we suggest using a grout in a colour that complements the tiles so as to reduce contrast, especially for lapped and rectified products. After grouting the porcelain tiles it is important, while it is still fresh, to remove any excess grout immediately with a sponge and plenty of water.

INSTALLATION ON EXISTING FLOORS

1. Before installation, check the evenness of the surface and level if necessary. In all cases, prepare the perfect surface by cleaning to remove all traces of waxes, oils or residues that could compromise adhesion.
2. Use joints of 2 mm and perimeter expansion joints. Respect all expansion joints underneath.
3. Spread the adhesive on the floor with a suitable spatula; also spread the adhesive on the slab to be installed using the flat side of the trowel, in accordance with "double spreading" method.
4. It can be useful, in certain cases, to load edges and corners with an additional thickness of adhesive.
5. Apply the slab and remove air gaps by carefully beating the surface to promote full adhesion taking care to keep the joints free from adhesive.

INSTALLATION OF WALL COVERINGS

These require the same operations as any other porcelain stoneware tile:

1. Ensure evenness of the surfaces, levelling them if necessary.
 2. Use joints of at least 2 mm, respecting the use of expansion joints as below.
 3. Spread the adhesive on the wall using a suitable spatula.
 4. Apply the slab and remove air gaps by carefully beating the surface to facilitate full adhesion.
- Use the most suitable porcelain tile adhesive for the type of wall being covered. Outdoors, provide for proper grouting of the joints and an appropriate pattern of elastic joints as a function of the substrate, the size and layout of the facade.

OUTDOOR INSTALLATION OF PORCELAIN STONWARE TILES

For successful ceramic paving of exterior surfaces it is essential to select and use high quality tiles, but equally important is the presence of an experienced designer who can adapt, as a whole, the installation system to the specific loads required and the static situation of the surface upon which to intervene. In particular, the foundation layers must be adequate for such loads taking into consideration the possible need to use welded mesh in order to prevent possible settling of the underlying layers. The use of expansion joints, the techniques of application of the setting bed and the tiles must be carried out in accordance with the TECHNICAL REPORT CEN / TR 13548 "General requirements for the design and execution of ceramic tiling." Here follow some guidelines for the installation of **Monocibec outdoor flooring**:

- 1) Use of enhanced deformable cementitious adhesive, with extended open time (class C2E S1 according to EN 12004) for sizes up to 25cm x 25cm on cement screeds, structures in cast concrete and for waterproofing.
- 2) Use of enhanced deformable cementitious adhesive, with extended open time (class C2E S2 according to EN 12004) for larger tiles on cement screeds, structures in cast concrete and for waterproofing.
- 3) Apply the "double spreading" technique by means of a toothed spatula so as to have a full bed: this prevents the formation of voids that could provoke the stagnation of water with the accompanying risk of an increase in volume due to frost and the consequent detachment or breakage of the flooring.
- 4) Use of joints of not less than 3 mm and the application of expansion joints (width not less than 5 mm and utilized at least every 9-12 m²) to meet the address strong stresses due to diurnal / seasonal temperature changes to create support for the porcelain stoneware which has virtually zero coefficient of expansion.
- 5) The project gradients must be regular and at least 1.5% in order to allow an easy run-off of liquids. This must be created within the structure or by preparing a special sloping screed; varying the thickness of the setting bed to create a slope, as in the case of traditional cement laying, is not recommended.

CLEANING AFTER INSTALLATION

Cleaning is required following installation. Inadequate or late removal of the grouting used on the joints may leave hard-to-remove marks and create a cement film on the flooring capable of absorbing all types of dirt, thus giving the impression that the material itself is dirty.

a) Joints with grouting cement (class CG - EN 13888): to remove the excess grout cement, wash the floor with a solution of water + buffered acid (percentages of water / acid as shown on the packaging).

We recommend using the following products:

- Deterdek - Fila
- Delta Plus - Kerakoll
- Keranet - Mapei
- Cement Remover - Faber
- Solvacid - Geal Bel Chimica

b) Grout joints with epoxy filler (Class RG - EN13888) (not recommended for textured or lapped / polished surfaces until after testing in situ); it is critical not to leave epoxy residues - remove all excess material from the surface of the tile before it begins to harden, as subsequent removal could be very difficult. If residues and rings of epoxy grout are present, use a specific product and follow the instructions from the manufacturer:

We recommend using the following products:

- Fuga-Soap Eco (Kerakoll)
- Epoxy Residue Remover (Faber Chimica)
- CR10 (FILA)
- Eposolv (Geal Bel Chimica)

For both types of grout we recommend in the first phase the collection of coarse dirt and rubbing the detergent (diluted according to the manufacturer's instructions) onto the tiling using a colourless cloth. We suggest performing a preliminary wash on a surface sample of a few square metres; in the case of a positive result, extend cleaning to the entire surface, and prevent the above detergents coming into contact with special or decorated pieces and elements of aluminium, steel, natural stone (e.g. marble). During the detergent's action time (set by the manufacturer on the label) scrub the dirt and grime with Scotch-Brite pads or a cellulose sponge. Subsequently, rinse the flooring with water to ensure that it is free of detergent and dirt residues. For polished/lapped materials and special or decorated pieces, be sure to proceed with the cleaning of excess grout and cement mortar before they dry out, in order to avoid the subsequent use of abrasive sponges on shiny surfaces which could lead to scratching.

After the acid wash it may be necessary to perform a basic or alkaline wash using degreasing detergents. This is because the acid wash can leave an oiliness on the flooring that could attract dirt. For alkaline detergents we recommend the use of the following products:

- Fila PS / 87 - Fila
- Wax remover - Faber Chimica
- Deterflash - Geal Bel Chimica

ROUTINE MAINTENANCE AND DAILY CLEANING

After "after installation" cleaning (previous chapter), for good maintenance of Monocibec ceramic surfaces clean with common neutral detergent diluted in hot water is sufficient, always following the manner specified on the packaging. Please pay close attention to the phases of rinsing and drying of the flooring, allowing you to remove dirt and avoid accumulation (stratification) of limescale, detergent and dirt residues. The products that we recommend for this purpose are the following:

- Fila Cleaner - Fila
- Tile Cleaner - Faber Chimica
- Bel Gres - Geal Bel Chimica

We strongly advise against the use of waxes, oily soaps, impregnating agents and hydro-oil repellent treatments on the porcelain stoneware product where their application is not necessary. Hydrofluoric acid (HF) and its derivatives irreparably damage all ceramic products, so it is always important to make sure not to use products containing these chemicals (sometimes present in some items for the special cleaning of bathrooms, showers surfaces, etc.)

SPECIAL CLEANING

In the case of particular and / or particularly stubborn stains, or for special cleaning of the entire floor, it is advisable to use specific detergents as indicated in the table below. It should also be emphasized that the removal of any type of stain is easier if it is removed while still fresh. In particular, with lapped or polished porcelain tiles it is important to perform a preventive test before using detergent products.

Fincibec is a member of 

PULIZIA STRAORDINARIA / EXTRAORDINARY CLEANING / NETTOYAGE EXTRAORDINAIRE / AUSSEERORDENTLICHE REINIGUNG / LIMPIEZA EXTRAORDINARIA

Tipo di macchia Type of stain Type de tache Art des Flecks Tipo de mancha	Detergenti * / Detergents / Détergents / Reinigungsmittel / Détergentes		Solventi * Solvents Solvants Lösungsmittel Disolvente
	Sgrassatori / pulitori alcalini Degreasers / Cleaners alkaline Dégrassants / Nettoyants alcalins Fettlösende Mittel / Alkalische Reiniger Desengrasantes / Limpiadores alcalinos	Decalcizzanti acidi Limescale removers acid Détartrants acides Kalklösend Säuren Descalcificadores ácidos	
Olio e grasso / Oil / Huile / Óle / Aceite Grasso / Grease / Graisse / Fett / Grasa Birra / Beer / Bière / Bier / Cerveza Aceto / Vinegar / Vinaigre / Essig / Vinagre Succo di frutta / Fruit juice / Jus de fruit / Obstsaft / Zumo de fruta Salse / Sauces / Saucos / Soßen / Salsas Macchie di verdura / Vegetable stains / Tache de légumes / Gemüseflecke / Manchas de verduras Thè / Tea / Thé / Tee / Tè Residui organici / Organic residues / Résidus organiques / Organische Reste / Resíduos orgánicos Gomma di scarpe / Shoe rubber / Caoutchouc de chaussures / Gummisohlen / Goma de zapatos Cere di trattamento / Treatment wax / Cires de traitement / Pflegemittel auf Wachsbasis / Cera de tratamiento	FILA PS/87 (FILA) WAX REMOVER (FABER CHIMICA) DETERFLASH (GEAL - Bel. CHIMICA)		
Ketchup	FILA PS/87 (FILA) DETERFLASH (GEAL - Bel. CHIMICA)	FLOOR CLEANER (FABER CHIMICA)	
Gelato / Ice cream / Glace / Eis / Helado	FILA PS/87 (FILA) WAX REMOVER (FABER CHIMICA) DETERFLASH (GEAL - Bel. CHIMICA)	FLOOR CLEANER (FABER CHIMICA)	
Caffè / Coffee / Café / Kaffee / Café	FILA PS/87 - FILA SR/95 (FILA) COLOURED STAIN REMOVER (FABER CHIMICA) DETERFLASH (GEAL - Bel. CHIMICA)	SOLVACID (GEAL - Bel. CHIMICA)	
Vino / Wine / Vin / Wein / Vino Coca cola / Coke / Coca-Cola / Cola / Coca-cola	FILA PS/87 - FILA SR/95 (FILA) COLOURED STAIN REMOVER (FABER CHIMICA) DETERFLASH (GEAL - Bel. CHIMICA)		
Chewing gum / Chewing gum / Chewing gum Kaugummi / Chiclé	FILA PS/87 (FILA) WAX REMOVER (FABER CHIMICA) DETERFLASH (GEAL - Bel. CHIMICA)	SOLVENT STRIPPER (FABER CHIMICA)	
Nicotina / Nicotine / Nicotine / Nikotin / Nicotina Urina-vomito / Urine-vomit / Urine-vomissure Urin-Erbrochenes / Urina-vômito	FILA PS/87 - FILA SR/95 (FILA) COLOURED STAIN REMOVER (FABER CHIMICA) DETERFLASH (GEAL - Bel. CHIMICA)	FLOOR CLEANER (FABER CHIMICA) SOLVACID (GEAL - Bel. CHIMICA)	
Pneumatico / Pneumatic / Pneumatique Reifen / Neumático	FILA PS/87 (FILA) WAX REMOVER (FABER CHIMICA) DETERFLASH (GEAL - Bel. CHIMICA)	FLOOR CLEANER (FABER CHIMICA)	
Tintura per capelli / Hair dye / Coloration pour cheveux / Haarfarbmittel / Tinte para el cabelo	FILA PS/87 - FILA SR/95 (FILA) COLOURED STAIN REMOVER (FABER CHIMICA) DETERFLASH (GEAL - Bel. CHIMICA)	FLOOR CLEANER (FABER CHIMICA)	
Vernice / Paint / Peinture / Lack / Barniz Resine / Resins / Résines / Hartz / Resinas Smalti / Enamels / Vernis / Nagellack / Esmaltes Pittura al quarzo / Quartz paints / Peintures au quartz / Quarzfarben / Pinturas al cuarzo Temperre contenenti resine / Watercolours containing resins / Gouaches contenant des résines / Temperfarben mit Harzen / Temperas con resinas	FILA PS/87 - FILA NO PAINT STAR (FILA) WAX REMOVER (FABER CHIMICA)	FLOOR CLEANER (FABER CHIMICA) SOLVACID (GEAL - Bel. CHIMICA)	
Colla / Glue / Colla / Klebstoff / Pegamento	FILA PS/87 - FILA NO PAINT STAR (FILA) WAX REMOVER (FABER CHIMICA)	SOLVACID (GEAL - Bel. CHIMICA)	
Residui stucco CG (cemento con polimeri) / Cement residues CG (with polymers) / Résidus de mortier CG (à base de ciment avec polymères) / Stuckreste CG (Zement mit Polymeren) / Residuos de masilla CG (de cemento con polímeros)		SOLVACID (GEAL - Bel. CHIMICA) CEMENT REMOVER (FABER CHIMICA) DETERTEK (FILA)	
Residui stucco RG (epossidico) / Cement residues RG (epoxy) / Résidus de mortier RG (époxy) / Stuckreste RG (Epoxid) / Residuos de masilla RG (epoxidico)	CR10 (FILA) EPOXY RESIDUE REMOVER (FABER CHIMICA)	EPOSOLV (GEAL - Bel. CHIMICA)	
Inchiostro / Ink / Encre / Tinte / Tinta Pennarello / Felt-tip pen / Feutre / Filzstift / Rotulador	FILA PS/87 - FILA SR/95 (FILA) COLOURED STAIN REMOVER (FABER CHIMICA)	SOLVACID (GEAL - Bel. CHIMICA)	
Graffiti / Graffiti / Graffiti / Pintadas	FILA NO PAINT (FILA) COLOURED STAIN REMOVER (FABER CHIMICA)	SOLVACID (GEAL - Bel. CHIMICA)	GRAFFITI REMOVER ECO (FABER CHIMICA)
Residui di nastro adesivo / Tape residue Résidus de ruban adhésif / Rückstände von Klebestreifen Residuos de cinta adhesiva	FILA PS/87 - FILA ZERO SIL (FILA) WAX REMOVER (FABER CHIMICA)	SOLVACID (GEAL - Bel. CHIMICA)	FILASOLV (FILA) SOLVENT STRIPPER (FABER CHIMICA)
Bitume / Bitumen / Bitume / Bitumen / Betún Cera di candela / Candle wax / Cire de bougie Kerzenwachs / Cera de vela	DETERFLASH (GEAL - Bel. CHIMICA) WAX REMOVER (FABER CHIMICA)		FILASOLV (FILA) SOLVENT STRIPPER (FABER CHIMICA)
Cemento-salnitro / Cement-saltpeter / Ciment-salpêtre Zement-Salpêter / Cemento-salitre Calcare / Lime / Calcaire / Kalk / Cal Temperre a base di calce (senza leganti sintetici) / Lime-based watercolours (without synthetic binders) / Peintures à base de chaux (sans liants synthétiques) / Temperfarbe auf Kalkbasis (ohne synthetische Bindemittel) / Pinturas a base de cal (sin ligantes sintéticos)		DETERDEK (FILA) CERAMIK (GEAL - Bel. CHIMICA) CEMENT REMOVER (FABER CHIMICA)	
Ruggine / Rust / Rouille / Rost / Herrumbre Segni metallici / Metallic marks / Signes métalliques Metallspuren / Señales metálicas		DETERDEK - FILA NO RUST (FILA) CERAMIK (GEAL - Bel. CHIMICA) FLOOR CLEANER (FABER CHIMICA)	
Ingrigimento generale / General greying / Effet de grisaille ou jaunissement général / Allgemeines Vergrauen / Agrisamiento general Orme e polvere da calpestio / Footprints and Dust from footfall / Empreintes et poussières de piétiement / Spuren und Staub durch Auftreten / Huellas y polvo de pisada		DETERDEK (FILA) SOLVACID (GEAL - Bel. CHIMICA) FLOOR CLEANER (FABER CHIMICA)	
Fuga sporca / Dirt joint / Fuite polluante Schmutzige Fuge / Junta sucia	FUGANET (FILA) FUGAPULITA (GEAL)	FLOOR CLEANER (FABER CHIMICA)	

PORCELAIN PAVERS PACKAGING INFORMATION						
Group Name	Product Name	Product Size	Quantity In Crate/sq ft	Quantity In Crate/pcs	Weight of Crate/lbs	Dimensions of Crate
20x40	Alpine, Dark, Desert, Dust, Moon, Sand, Silver, Smokey, Sunset, White, Mineral, Fossil, Mars	20"x40"x3/4"	233,3	42 (1pc in a box)	2,150	L42"xD42"xH26"
24x24	Light Grey, Dark Grey, Bluestone Taupe, Inox	24"x24"x3/4"	256	64 (2 pcs in a box)	2,300	L45"xD45"xH29"
	Ash, Coal, Metal, Sandstone	24"x24"x3/4"	240	60 (2 pcs in a box)	2,160	L47"xD31"xH29"
	Soft Cream, Pietra Grey, Rustic Grigio, Pocono, Forge	24"x24"x3/4"	240	60 (2 pcs in a box)	2,160	L47"xD32"xH30"
	Caramel, Honey, Milk, Storm	24"x24"x3/4"	256	64 (2 pcs in a box)	2,300	L45"xD45"xH29"
	Nest, Burnt, Rocky, Flake	24"x24"x3/4"	240	60 (2 pcs in a box)	2,160	L47"xD31"xH29"
	Philly Grey, Philly White, Philly Beige, Philly Taupe	24"x24"x3/4"	256	64 (2 pcs in a box)	2,300	L48"xD32"xH30"
	Urban White, Basalto Grey, Basalto Red, Basalto Black	24"x24"x3/4"	256	64 (2 pcs in a box)	2,300	L45"xD45"xH29"
	Keystone Fog, Keystone Pure	24"x24"x3/4"	256	64 (2 pcs in a box)	2,300	L45"xD45"xH29"
Wood Look	Alpin, Clay, Timber	8"x48"x3/4"	213	80 (2 pcs in a box)	1,920	L48"xD32"xH28"
		16"x48"x3/4"	256	48 (1 pc in a box)	2,304	L51"xD43"xH20"
Cement Look	Antracite, Avorio, Grigio, Inox, Space Dark	32"x32"x3/4"	284,5	40 (1 pc in a box)	2,560	L47"xD37"xH37"
Mini Modular Pattern 3 Sizes	Ash, Coal, Metal, Sandstone	12"x24"x3/4"	240	120 (3 pcs in a box)	2,160	L47"xD31"xH29"
		18"x36"x3/4"	243	54 (2 pcs in a box)	2,200	L47"xD39"xH23"
		24"x24"x3/4"	240	60 (2 pcs in a box)	2,160	L47"xD31"xH29"
24x36	Light Grey, Dark Grey, Bluestone, Urban White, Basalto Grey, Basalto Red, Basalto Black	24"x36"x3/4"	288	48 (1pc in a box)	2,600	L36"xD48"xH22"
Modular Pattern 3 Sizes	Light Grey, Dark Grey, Caramel, Honey, Milk, Storm, Bluestone, Urban White	12"x24"x3/4" 24"x24"x3/4" 24"x36"x3/4"	252	14 Sets	2,200	L48"xD38"xH32"
24"x48"	Light Grey, Dark Grey, Milk, Honey, Storm, Caramel, Slate, Taupe, Romantic White, Romantic Beige, Urban White, Basalto Grey, Basalto Red, Basalto Black	24"x48"x3/4"	256	32 (1 pc in a box)	2,304	L48"xD26"xH24"
	Nest, Burnt, Rocky, Flake	24"x48"x3/4"	280	35 (1 pc in a box)	2,520	L49"xD35"xH30"
	Keystone Fog, Keystone Pure	24"x48"x3/4"	256	32 (1 pc in a box)	2,304	L48"xD26"xH24"
	Philly Grey, Philly White, Philly Beige, Philly Taupe	24"x48"x3/4"	208	26 (1 pc in a box)	2,000	L48"xD32"xH30"
	Platinum Veincut, Pearl Veincut, Chestnut Veincut	24"x48"x3/4"	240	30 pcs (1 pc in a box)	2,210	L48"xD24"xH30"
	Luce, Aria	24"x48"x3/4"	288	36 (1 pc in a box)	2,450	L51"xD40"xH30"
24"x72"	Light Grey, Dark Grey	24"x72"x3/4"	264	22 (1 pc in a box)	2,400	L72"xD36"xH24"
32"x72"	Platinum Veincut, Pearl Veincut, Chestnut Veincut	32"x72"x3/4"	320	pcs (1 pc in a box)	2,960	L77"xD40"xH24"
48"x48"	Khroma Talco, Khroma Avorio, Khroma Fango, Khroma Talco, Keystone Pure, Keystone Rope, Keystone Fossil	48"x48"x3/4"	256	16 (1 pc in a box)	2,190	L48"xD48"xH20"
	Aspen White, Volcano Grey, Aspen Grey, Aspen Smoke	48"x48"x3/4"	320	20 (1 pc in a box)	2,600	L48"xD48"xH20"
3-D Wood Look Panels	Ecru, Honey, Ecru Black, Honey Black, Walnut Black	24"x48"x11/32"	256	32 (2 pcs in a box)	1,970	L60"xD32"xH30"
Porcelain Ledger	Taupe, Beige, White, Grey, Dark	6"x24"x3/8"	528	528 (11 pcs in a box)	1,958	L47"xD32"xH30"
		Corner 6"x(8"+4")x3/8"	sold by pcs	48 (6 pcs in a box)		
3cm	Bluestone Dark, Bluestone Grey, Pietra Barge	16"x32"x1 1/4"	192	54 (2 pcs in a box)	2,656	L50"xD32"xH22"
5cm	Basalto, Scarlet Rock, Misty Blue, Golden Buff, Stormy Ash	4"x4"x2"	107	960 pcs/pallet	2,500	L49"xD33"xH26"
		4"x8"x2"	107	480 pcs/pallet	2,500	L49"xD33"xH26"
		8"x8"x2"	107	240 pcs/pallet	2,500	L49"xD33"xH26"
		8"x16"x2"	107	120 pcs/pallet	2,500	L49"xD33"xH26"
		16"x24"x2"	107	40 pcs/pallet	2,500	L49"xD33"xH26"
		24"x24"x2"	112	28 pcs/pallet	2,600	L49"xD25"xH34"
Coping	Dark/Light Grey (Mitered Edge)	12"x72"x2"	180	30 pcs	1,920	L72"xD36"xH22"
	Milk, Honey (1 side bullnose & 1 side eased edge)	13"x24"x3/4"	130	60 pcs (2 pcs in a box)	1,300	L42"xD31"xH25"



100%
MADE IN ITALY



ISO 9001
DIN EN 10001
BUREAU VERITAS
Certification



**RECYCLED
CONTENT**

CE
EN 14411



ATA
Continuing
Education
Provider